


How to Play Red Light, Green Light

written by Ms. D.'s class



Maryland, USA






We will decide where to play. We need to know where the starting line is and where the finish line is. A lot of times those lines are imaginary.

If I'm not sure where exactly to run, I can ask "Where are we running to?" or "Where is the finish line?"



One person is “it.” “It” says the directions but doesn’t move. “It” stands by the finish line.

Everyone else stands behind the start line.



“Red light” and “green light” are codes.

“Red light” means “everybody stop.”

“Green light” means “everybody go.”



When “It” says “Green light!” everyone starts running towards the finish line!



When “It” says “Red light!” everyone has to stop right away.

If I keep walking after “It” says “green light,” I will be out of the game. I’m not in trouble and I can play in the next game.



**The first person who gets to the finish line
is the new “It.”**



Everyone else lines up at the start line.

We can play the game again!

